

Mono Solar Module

SR-M660

285W~315W

SR-M660285

SR-M660305(PERC)

SR-M660290(PERC) SR-M660310(PERC)

SR-M660300(PERC) SR-M660315(PERC)



0~3% positive tolerance



3.2mm high transmission,
low iron tempered AR glass



Better performance under
low light environment



Withstand wind loads
up to 2400Pa and snow
loads up to 5400Pa

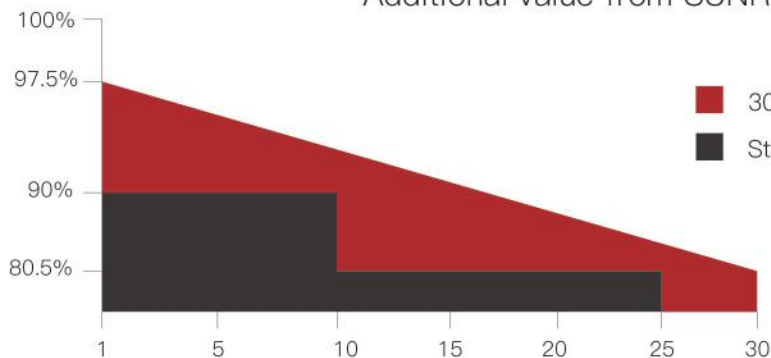


30 year leading linear
performance warranty



PID-free

Additional value from SUNRISE's linear warranty



■ 30 year linear performance warranty from SUNRISE
■ Standard performance warranty

60 Cells Mono Module

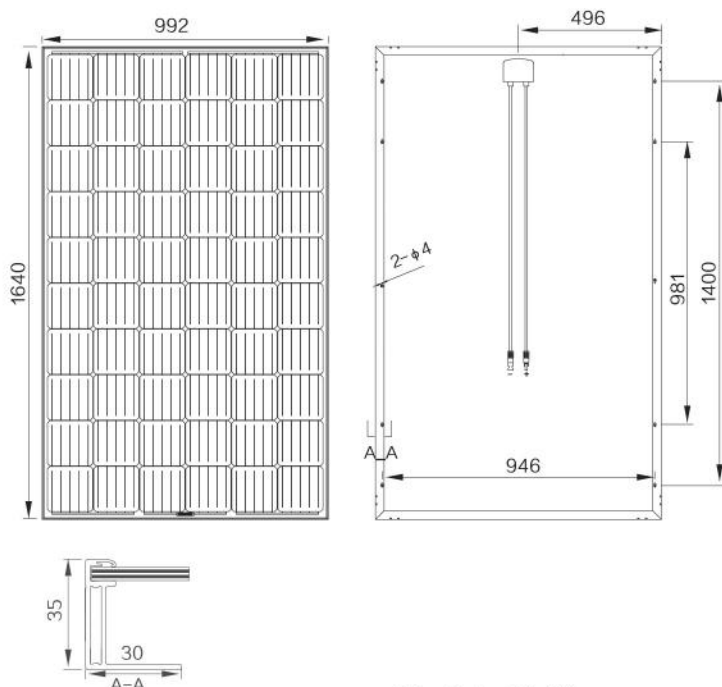


Module Type	SR-M660285		SR-M660290 (PERC)		SR-M660300 (PERC)		SR-M660305 (PERC)		SR-M660310 (PERC)		SR-M660315 (PERC)	
	STC	NOCT	STC	NOCT	STC	NOCT	STC	NOCT	STC	NOCT	STC	NOCT
Test Environment												
Tolerance (%)	0~+3		0~+3		0~+3		0~+3		0~+3		0~+3	
Module Efficiency (%)	17.55		17.85		18.47		18.78		19.09		19.4	
Maximum Power Pmax(W)	285	209.5	290	213.2	300	220.5	305	224.2	310	227.85	315	231.53
Open Circuit Voltage Voc(V)	38.86	35.7	38.96	35.9	39.13	36.6	39.24	37.02	39.36	37.33	39.46	37.62
Short Circuit Current Isc(A)	9.59	7.73	9.73	7.82	10.02	7.93	10.16	8.16	10.29	8.26	10.43	8.38
Maximum Power Voltage Vm(V)	31.42	28.9	31.5	29.1	31.64	29.7	31.73	30.06	31.83	30.25	31.91	30.53
Maximum Power Current Im(A)	9.08	7.24	9.21	7.32	9.49	7.41	9.62	7.72	9.74	7.81	9.87	7.92
Cell Type (mm)	156.75x156.75 Mono-Crystalline Silicon											
Number of Cells (Pcs)	60(6x10)											
Maximum System Voltage (V)	DC1000											
Temp. Coeff. of Voc (%/°C)	-0.35											
Temp. Coeff. of Isc (%/°C)	0.05											
Temp. Coeff. of Pm (%/°C)	-0.45											
Operating Temperature (°C)	-40 to 85											
Nominal Operating Cell Temperature (NOCT) (°C)	45±2											
Max. Series Fuse (A)	15											
Pressure Bearing (Pa)	5400											
Wind Bearing (Pa)	2400											

STC: Irradiance 1000W/m², Cell temperature 25°C, AM1.5

NOCT: Irradiance 800W/m², Ambient temperature 20°C, Wind Speed 1m/s

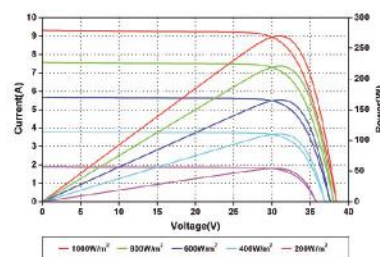
ENGINEERING DRAWINGS



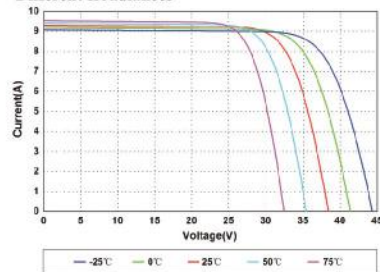
MATERIAL DETAILS

Frame	Anodized aluminum
Glass	3.2mm low-iron tempered suede glass
Cell	6x10 pcs 156.75mm mono solar cell
Junction Box	Rated Current ≥15A Ip ≥67, TUV & UL
Cable&Connector	4mm ² , MC4orMC4 compatible

IV CURVES



Current-Voltage and Power-Voltage Curves at Different Irradiances



Current-Voltage Curves at Different Temperatures

PACKING DETAILS

Dimension (mm)	1640×992×35	
Weight (kg)	18.2	
Loading Capacity	360 pcs/20' GP	924 pcs/40' HC
Packing (pcs/pallet)	30	